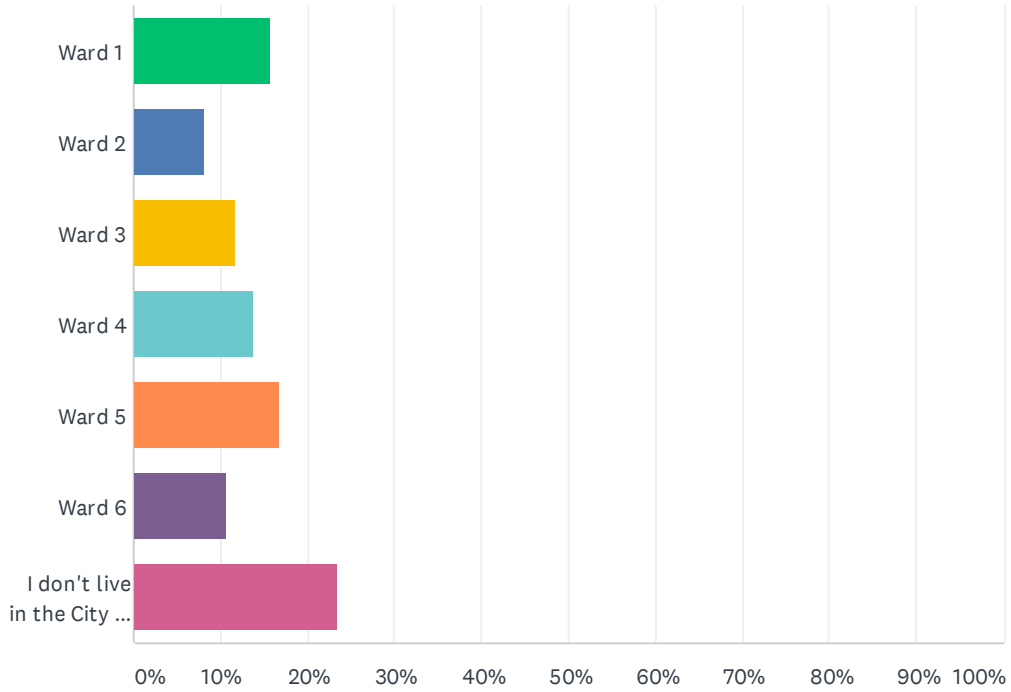


Q1 What City Ward do you live in?

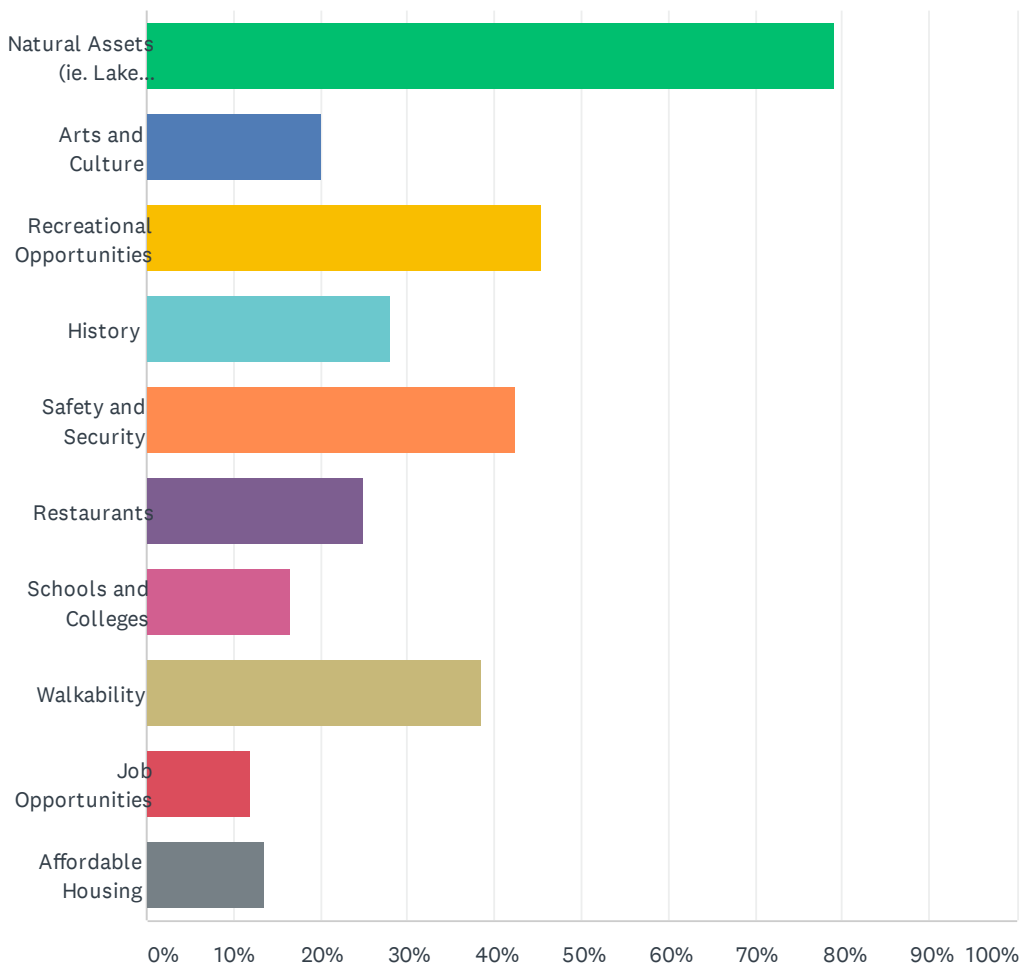
Answered: 197 Skipped: 3



ANSWER CHOICES	RESPONSES	
Ward 1	15.74%	31
Ward 2	8.12%	16
Ward 3	11.68%	23
Ward 4	13.71%	27
Ward 5	16.75%	33
Ward 6	10.66%	21
I don't live in the City of Plattsburgh	23.35%	46
TOTAL		197

Q2 What is your favorite thing about the City of Plattsburgh? ie. Why do you choose to live here? (Choose all that apply)

Answered: 200 Skipped: 0

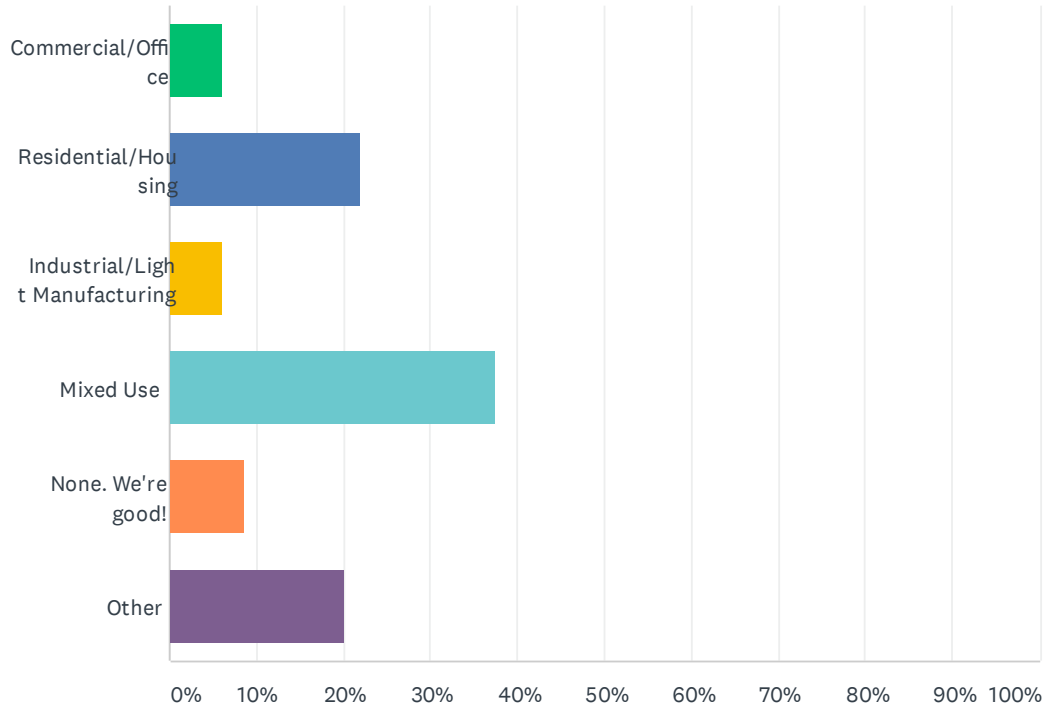


City of Plattsburgh - Comprehensive Plan & Zoning Update

ANSWER CHOICES	RESPONSES	
Natural Assets (ie. Lake Champlain and Champy)	79.00%	158
Arts and Culture	20.00%	40
Recreational Opportunities	45.50%	91
History	28.00%	56
Safety and Security	42.50%	85
Restaurants	25.00%	50
Schools and Colleges	16.50%	33
Walkability	38.50%	77
Job Opportunities	12.00%	24
Affordable Housing	13.50%	27
Total Respondents: 200		

Q3 What type of development do you feel the City needs more of?

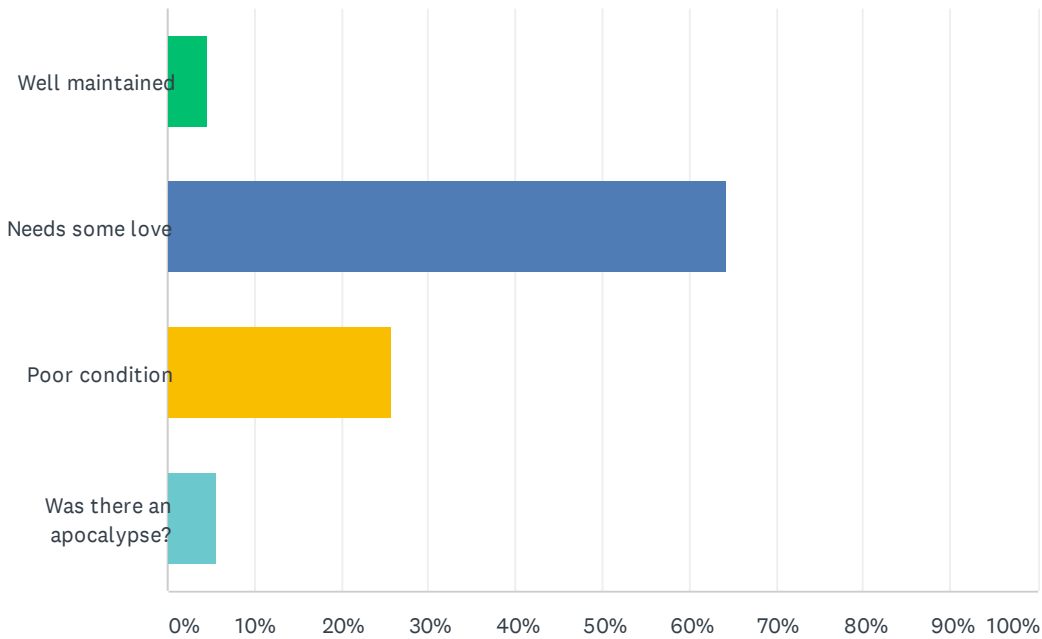
Answered: 200 Skipped: 0



ANSWER CHOICES	RESPONSES	
Commercial/Office	6.00%	12
Residential/Housing	22.00%	44
Industrial/Light Manufacturing	6.00%	12
Mixed Use	37.50%	75
None. We're good!	8.50%	17
Other	20.00%	40
TOTAL		200

Q4 How would you characterize the current physical condition of downtown?

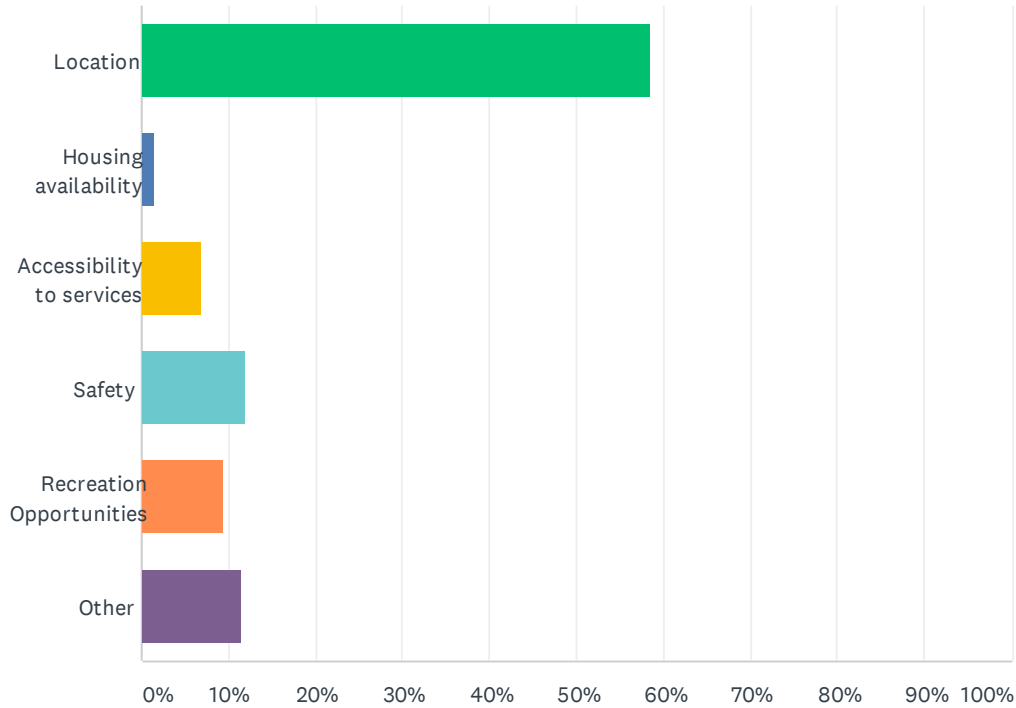
Answered: 198 Skipped: 2



ANSWER CHOICES	RESPONSES	
Well maintained	4.55%	9
Needs some love	64.14%	127
Poor condition	25.76%	51
Was there an apocalypse?	5.56%	11
TOTAL		198

Q5 What is your favorite thing about YOUR neighborhood?

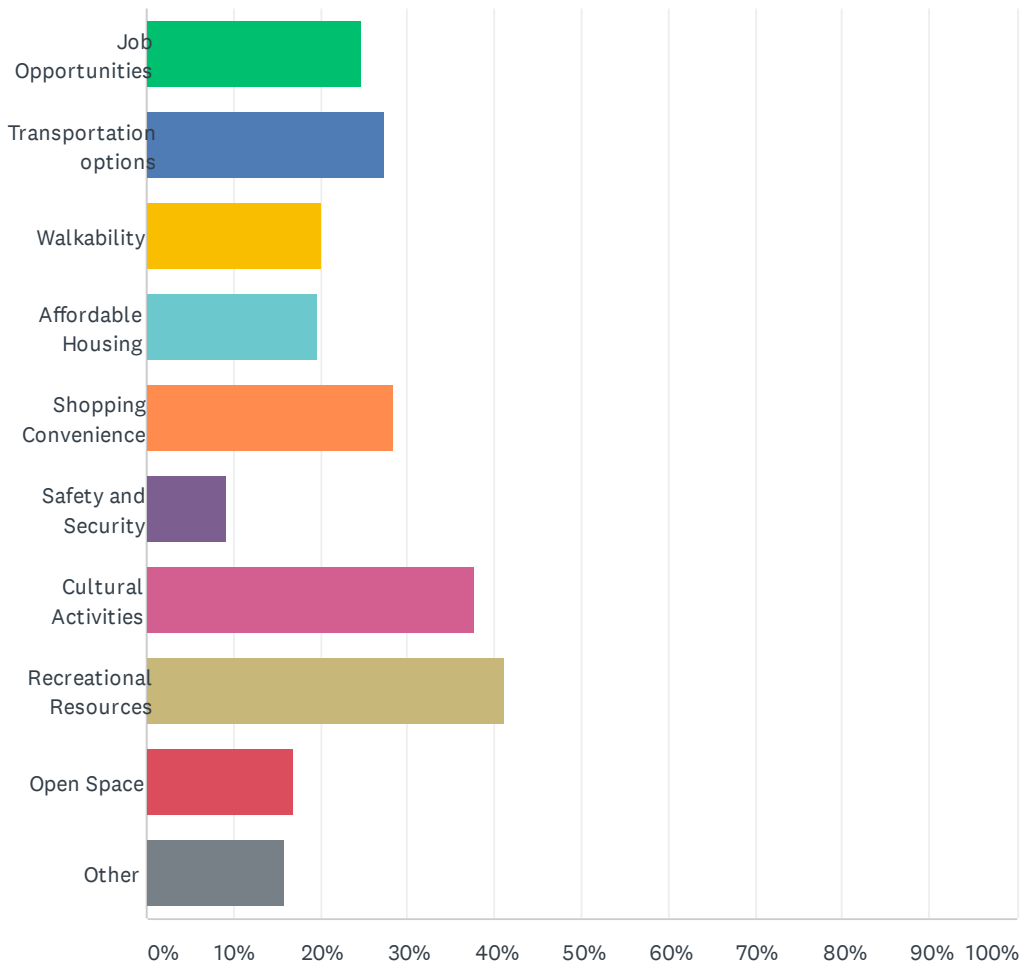
Answered: 200 Skipped: 0



ANSWER CHOICES	RESPONSES	
Location	58.50%	117
Housing availability	1.50%	3
Accessibility to services	7.00%	14
Safety	12.00%	24
Recreation Opportunities	9.50%	19
Other	11.50%	23
TOTAL		200

Q6 What do you feel is missing in your neighborhood? (Choose all that apply)

Answered: 194 Skipped: 6

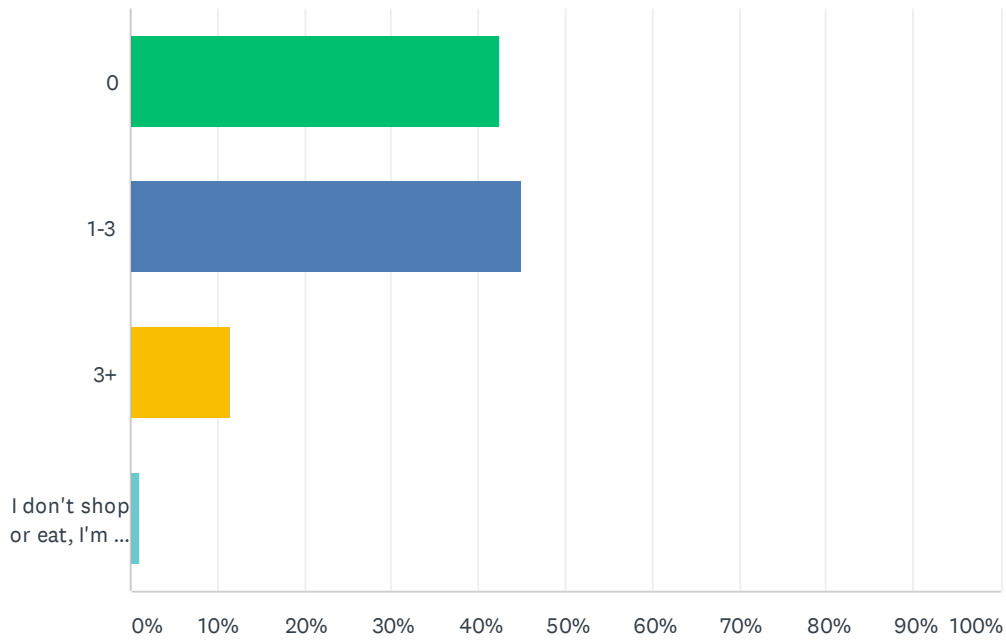


City of Plattsburgh - Comprehensive Plan & Zoning Update

ANSWER CHOICES	RESPONSES	
Job Opportunities	24.74%	48
Transportation options	27.32%	53
Walkability	20.10%	39
Affordable Housing	19.59%	38
Shopping Convenience	28.35%	55
Safety and Security	9.28%	18
Cultural Activities	37.63%	73
Recreational Resources	41.24%	80
Open Space	17.01%	33
Other	15.98%	31
Total Respondents: 194		

Q7 How many times per week do you shop or eat downtown within walking or biking distance of your residence?

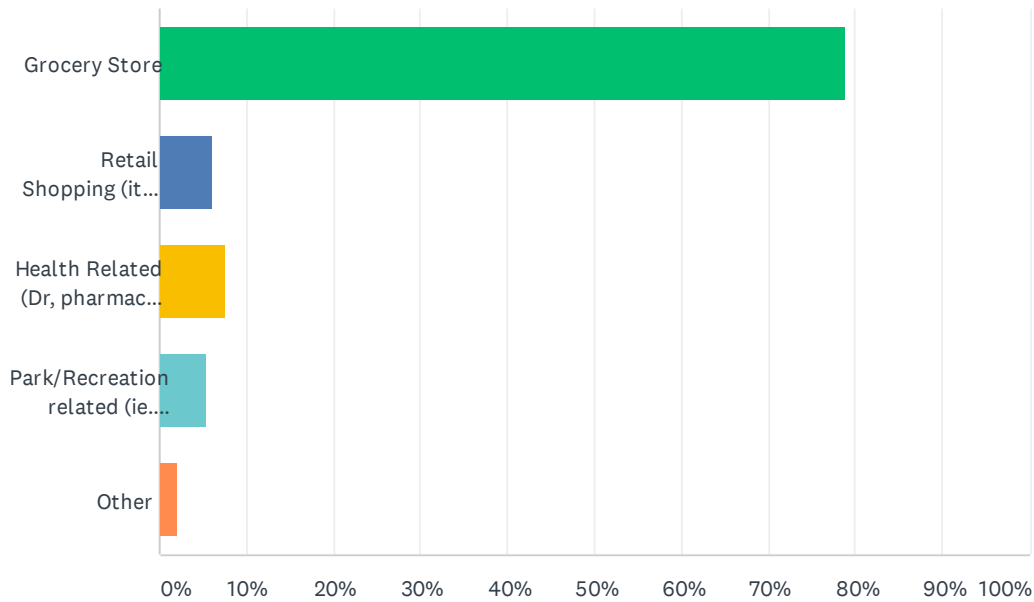
Answered: 200 Skipped: 0



ANSWER CHOICES	RESPONSES	
0	42.50%	85
1-3	45.00%	90
3+	11.50%	23
I don't shop or eat, I'm a robot.	1.00%	2
TOTAL		200

Q8 When you "run errands" or leave the house with your car for something other than work, where is your destination?

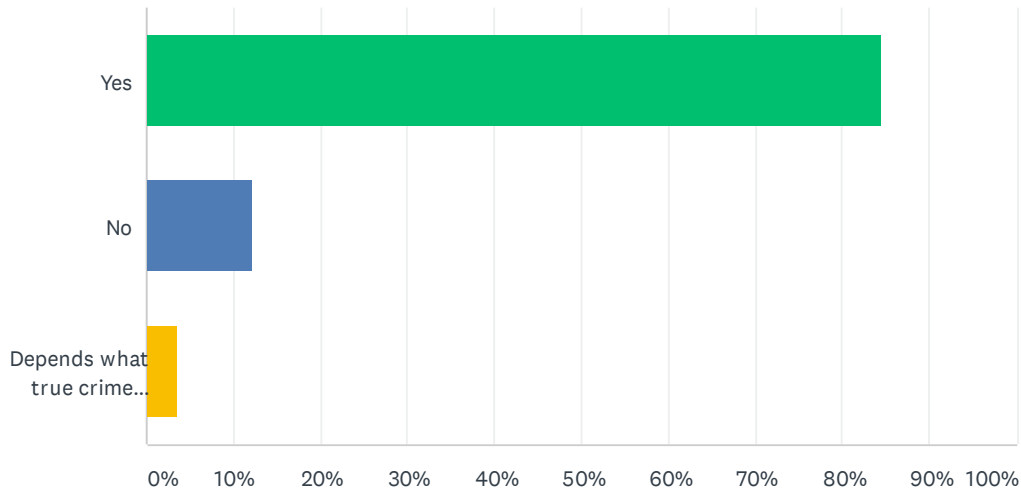
Answered: 199 Skipped: 1



ANSWER CHOICES	RESPONSES	
Grocery Store	78.89%	157
Retail Shopping (it's therapy)	6.03%	12
Health Related (Dr, pharmacy, other)	7.54%	15
Park/Recreation related (ie. getting beefy at the gym)	5.53%	11
Other	2.01%	4
TOTAL		199

Q9 Do you feel comfortable walking in your neighborhood any time of day?

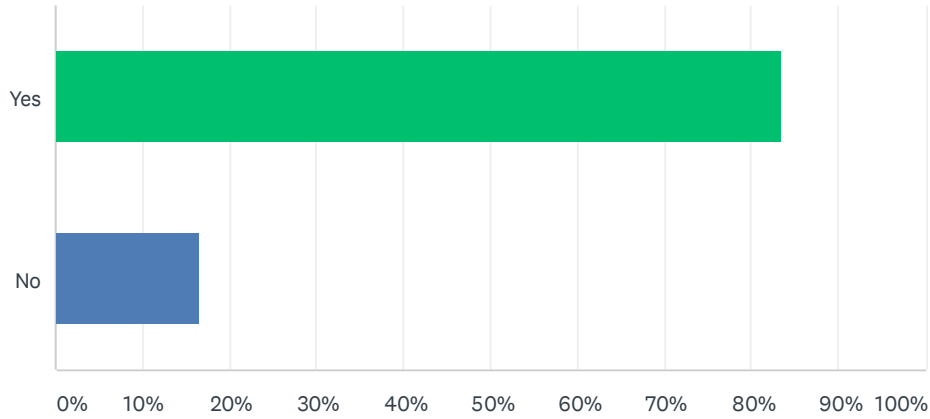
Answered: 199 Skipped: 1



ANSWER CHOICES	RESPONSES	
Yes	84.42%	168
No	12.06%	24
Depends what true crime documentary I just watched...	3.52%	7
TOTAL		199

Q10 Is it important for the City to establish design standards for residential, commercial, and industrial development?

Answered: 200 Skipped: 0



ANSWER CHOICES	RESPONSES	
Yes	83.50%	167
No	16.50%	33
TOTAL		200